




Smartphone global: Smart und fair? Rohstoffgerechtigkeit am Beispiel Smartphone




Icon: <https://www.flaticon.com/free-icons/using-phone> title="using phone icons">Using phone icons created by Beginning - Flaticon




Icon: <https://www.flaticon.com/free-icons/using-phone> title="using phone icons">Using phone icons created by Beginning - Flaticon




Icon: <https://www.flaticon.com/free-icons/using-phone> title="using phone icons">Using phone icons created by Beginning - Flaticon



Icon: <https://www.flaticon.com/free-icons/using-phone> title="using phone icons">Using phone icons created by Beginning - Flaticon



Icon: <https://www.flaticon.com/free-icons/using-phone> title="using phone icons">Using phone icons created by Beginning - Flaticon



Icon: <https://www.flaticon.com/free-icons/using-phone> title="using phone icons">Using phone icons created by Beginning - Flaticon

LÖSUNG: Smartphone-Nutzung

Top 10 countries with the highest smartphone penetration (2021)



Quelle: <https://www.msglobal.com/blog/smartphone-penetration-by-country-2021/>
 basierend auf variierenden Daten von UN, Statista, eMarketer, BankMyCell und Newzoo

Weitere Statistiken zur Smartphone Nutzung: https://en.wikipedia.org/wiki/List_of_countries_by_smartphone_penetration